

# Material Handling

## PF Series

SKU - 16580004

**300kg**  
**660Lb.**

**Loading Face**  
895 x 595 m/m  
(35¼" x 23½")

**Net Weight**  
15.7 kg

**Wheel Size**  
130 m/m (5")



PF - 301B - P (Folding TYP)

## PB Series


SKU - 16580003

**120kg**  
**264Lb.**

**Loading Face**  
895 x 595 m/m  
(35¼" x 23½")

**Net Weight**  
15.7 kg

**Wheel Size**  
130 m/m (5")



PB - 101B - P (Folding TYP)

## NG Series

SKU - 165800050

**500kg** **1100Lb.**

8" Caster

SKU - 16580005

**400kg** **880Lb.**

6" Caster

**Loading Face**  
1240 x 790 m/m  
(49" x 31")

**Net Weight**  
39.1/42.3 kg

**Wheel Size**  
150 m/m (6") /  
200 m/m (8")



NG - 401-6/8 (Folding TYP)

## TR Series

SKU - 165800010

**150kg**  
**330Lb.**

**Loading Face**  
715 x 460 m/m  
(28" x 18")

**Net Weight**  
12kg

**Wheel Size**  
100 m/m (4")



TR - 101 (Folding TYP)

## TP Series

SKU - 167550151

**200kg**  
**440Lb.**

**Width of table**  
(mm/inch)  
500 / 19.7

**Length of table**  
(mm/inch)  
810 / 32

**Caster wheel**  
(mm/inch)  
125 x 35 / 5 x 1.4

**N.W. (kg)**  
12.2



TP 11

## TP Series

SKU - 167550152

**200kg**  
**440Lb.**

**Width of table**  
(mm/inch)  
500 / 19.7

**Length of table**  
(mm/inch)  
810 / 32

**Caster wheel**  
(mm/inch)  
125 x 35 / 5 x 1.4

**N.W. (kg)**  
17.8



TP 21

# Material Handling

## NF Series

SKU - 16580002

**300kg**  
**660Lb.**

Loading Face  
920 x 610 m/m  
(36¼" x 24")

Net Weight  
21.5 kg

Wheel Size  
130 m/m (5")



**NF - 301 (Folding TYP)**

## NF Series

SKU - 165801001

Loading Face  
920 x 610 m/m  
(36¼" x 24")

Net Weight  
34.0 kg

Wheel Size  
130 m/m (5")



**NF - 304**

## NB Series

SKU - 16580009

**150kg**  
**330Lb.**

Loading Face  
740 x 480 m/m  
(29" x 19")

Net Weight  
20.5 kg

Wheel Size  
100 m/m (4")



**NB- 104**

## NB Series

SKU - 16580008

Loading Face  
740 x 480 m/m  
(29" x 19")

Net Weight  
19.5 kg

Wheel Size  
100 m/m (4")



**NB- 114**

## Shop Crane

SKU - 167550141



### Features

- ✦ Quick-lifting by double action pump
- ✦ Chrome - plated pistons avoid rust and abrasion during usage
- ✦ Includes overloaded safety valve
- ✦ Professionally designed to ensure easy pushing and pulling
- ✦ Made from high quality steel (durable)

Specification	Unit	NDJ10
Lifting capacity (beam extended-closed)	Kg	700 x 1000
Beam length (close-extended)	mm	1225 x 1525
Beam height (close-extended)	mm	0 x 1790
Base size	mm	1065 x 1775
Power unit (long ram jack)	Ton	8
N.W / G.W	Kg	137.6



# CRYSTAR

The Handy Mover

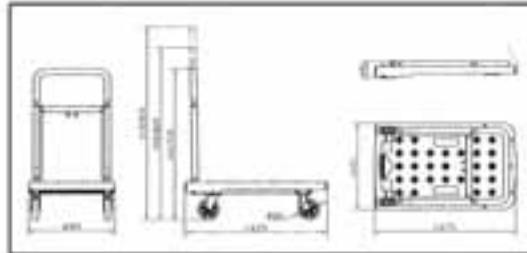
Crystar - The handy Mover

## Platform Hand Truck (With Foldable Wheels)

### CT120



SKU: 16830021201  
 Capacity: 120kg  
 Wheel: 100mm  
 Overall Size: L675 X W411 X H919mm  
 Foldable Size: L675 X W411 X H81mm  
 Adjustable Handle in :  
 a) 719mm b) 819mm c) 919mm  
 Net Weight: 6.7kg



Only 3 Steps For Opening



## Foldable Hand Truck

### CT60 CT90 CT100



### CT60

SKU: 16830010601  
 Capacity: 60kg  
 Wheel: 125mm  
 Overall Size: L420 X W400 X H90/100mm  
 Foldable Size: L55 X W385 X H635mm  
 Net Weight: 3.3kg



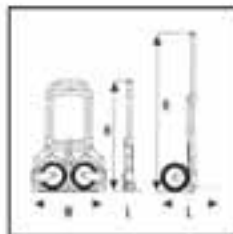
### CT90

SKU: 16830010901  
 Capacity: 90kg  
 Wheel: 180mm  
 Overall Size: L450 X W500 X H980mm  
 Foldable Size: L60 X W500 X H720mm  
 Net Weight: 4.3kg



### CT100

SKU: 16830011001  
 Capacity: 100kg  
 Wheel: 180mm  
 Overall Size: L52 X W500 X H1080mm  
 Foldable Size: L65 X W500 X H800mm  
 Net Weight: 4.73kg





# CRYSTAR

The Handy Mover

Crystar - The handy Mover

## CT150

SKU: 16830021501

Size: L730 X W490 X H890mm

Wheel: 100mm

Weight: 11kg

Load: 150kg



## CT300

SKU: 16830023001

Size: L900 X W600 X H890mm

Wheel: 125mm

Weight: 17kg

Load: 300kg



## CT300-T2

SKU: 16830033001

Size: L900 X W600 X H920mm

Wheel: 125mm

Weight: 28kg

Load: 300kg



## CT300-AM1

SKU: 16830033002

Size: L900 X W600 X H890mm

Wheel: 125mm

Weight: 26kg

Load: 300kg

