

















Cutter

Cutter	 	 	 	 
Model / SKU	SD4 (0948031101)	4100NH (0920421001)	CM4SA2 (0917621001)	CM4SB2 (0917621xxx)
Blade Dia	110mm	110mm (4-3/8")	110mm (4-3/8")	110mm
Max Cutting Capacities at 90° at 45°	34mm	34mm (1-5/16")	34mm (1-3/8")	33.8mm (depth)
Power Input	1,280W	1,300W	1,050W	1,320W
No-Load Speed	13,800 rpm	13,000 rpm	11,000 rpm	115,00 rpm
Overall Length	234mm (9 - 1/4")	234mm (9-1/4")	214mm (8-2/5")	204mm x 157mm
Net Weight	2.9kg	2.9kg (6.4lbs)	2.6kg (5.7lbs)	2.8kg (6.2lbs)
Power Supply Cord	2.5m	2.5m	2m	
Carbon Brush	303	303	999043	
Standard Accessories	Wrench x1, Socket Wrench x 1	Wrench, Socket Wrench	Wrench 2, Vinyl Hose 1, Water Plug 1, Connector 1	Wrench, 4" continuous rim blade

Cutter	 	 	 	 
Model / SKU	DW861 (0914221001)	MT410 (0981421001)	4107R (0920421002)	4112HS (0920492002)
Blade Dia	110mm	110mm (4-3/8")	180mm (7-1/8")	305mm (12")
Max Cutting Capacities at 90° at 45°	34mm	32mm (1-1/4")	60mm (2-3/8")	100mm (4")
Power Input	1,200W	1200W	1,400W	2,400W
No-Load Speed	11,500 rpm	13,000 rpm	5,000 rpm	5,000 rpm
Overall Length		226mm (8-7/8")	370mm (14-9/16")	648mm (25-1/2")
Net Weight	2.8kg	2.9kg (6.4lbs)	7.2kg (15.8lbs)	10.3kg (22.7lbs)
Power Supply Cord	4m	2m (6.6ft)	5m (16.4ft)	2.5m (8.2ft)
Carbon Brush	BK32	303	153	204
Standard Accessories	Wrench, Diamond wheel, Wet accessory kit	Wrench, Hex Wrench, Water Supply pipe ass'y	Socket Wrench, Offset Wrench, Water plug & Tube	Wrench

Cutter		
Model / SKU		
Blade Dia		
Max Cutting Capacities at 90° at 45°		
Power Input		
No-Load Speed		
Overall Length		
Net Weight		
Power Supply Cord		
Carbon Brush		
Standard Accessories		

