








Drilling - Impact Wrenches

Impact Wrenches				
Model / SKU	6904VH (0920440002)	6905B (0920440003)	6906 (0920440004)	6910 (0920440005)
Standard Bolt	M10 - M16(3/8" - 5/8")	M12 - M20(1/2" - 3/4")	M16 - M22 (5/8" - 7/8")	M22 - M24 (7/8" - 15/16")
High Tensile Bolt	M10 - M12(3/8" - 1/2")	M12 - M16(1/2" - 5/8")	M16 - M20 (5/8" - 3/4")	M22 - M24 (7/8" - 15/16")
Square Drive	12.7mm(1/2")	12.7mm(1/2")	19mm(3/4")	25.4mm(1")
Impact per Minute	Hi: 0 - 3,000 bpm Lo: 0 - 2,500 bpm	2,000 bpm	1,600 bpm	1,500 bpm
No Load Speed	Hi: 0 - 2,400 rpm Lo: 0 - 2,100 rpm	1,700 rpm	1,700 rpm	1,400 rpm
Max Fastening Torque	Hi: 196N.m Lo: 147N.m	294N.m	588N.m	980N.m
Power Input	360W	440W	850W	1,300W
Overall Length	265mm (10-3/8")	270mm (10-5/8")	327mm (12-7/8")	389mm (15-1/4")
Net Weight	1.8kg (4lbs)	2.7kg (6lbs)	5kg (11lbs)	9kg (11lbs)
Power Supply Cord	2.5m (8.2ft.)	2.5m (8.2ft.)	2.5m (8.2ft.)	2.5m (8.2ft.)
Standard Accessories	Sockets 3	Sockets 3	Grip, Sockets	Grip, Sockets

Impact Wrenches				
Model / SKU	TD0101F	WR14VB (0917640005)	WR16SA	WR22SA (0917640006)
Standard Bolt	M5-M14 (3/16"-9/16")	M10 - M18	M12 - M22	M14 - M22
High Tensile Bolt	M5-M10 (3/16"-3/8")	M8 - M14	M12 - M16	M16 - M22
Square Drive	M4-M8 (5.32 - 5/16") (MachineScrew)	12.7mm(1/2")	12.7mm(1/2")	19mm(3/4")
Impact per Minute	0-3,200 ipm 22-90mm (Coarse thread Length)	Hi: 2,800 bpm Lo: 2,100 bpm	2,100 bpm	2,000 bpm
No Load Speed	0-3,600 rpm 6.3mm or 1/4" (Driving Shank)	Hi: 0 - 3,000 rpm Lo: 0 - 1,800 rpm	1,900 rpm	1,800 rpm
Max Fastening Torque	100N.m			
Power Input	230W	420W	480W	850W
Overall Length	184mm (7-1/4")	248mm	258mm	303mm
Net Weight	0.99kg (2.2lbs)	2.2kg	2.8kg	4.8kg
Power Supply Cord	2.5m (8.2ft.)	2m	2m	2m
Standard Accessories		Side Handle	Side Handle	Side Handle, Plastic Case

Impact Wrenches				
Model / SKU	TW0200 (0920440006)	TW0350 (0920440007)	TW1000 (0920440008)	DW293 (0914240001)
Standard Bolt	M10-M16 (3/8"-5/8")	M12-M22 (1/2"-7/8")	M24-M30 (15/16"-1-3/16")	
High Tensile Bolt	M10-M12 (3/8"-1/2")	M12-M16 (1/2"-5/8")	M22-M24 (7/8"-15/16")	
Square Drive	12.7mm (1/2")	12.7mm (1/2")	25.4mm (1")	
Impact per Minute	0-2,200 ipm	2,000 ipm	1,500 ipm	2,700 bpm
No Load Speed	0-2,200 rpm	2,000 rpm	1,400 rpm	2,100 rpm
Max Fastening Torque	200N.m	350N.m	1,000N.m (738ft.lbs)	
Power Input	380W	400W	1,200W	
Overall Length	251mm (9-7/8")	282mm (11-1/8")	382mm (15")	279.4mm
Net Weight	2.2kg (4.9lbs)	3.0kg (6.6lbs)	8.6kg (19.0lbs)	3.17kg
Power Supply Cord	2.5m (8.2ft.)	2.5m (8.2ft.)	2.5m (8.2ft.)	4m
Standard Accessories				Hog Ring Retainer